





Performance Data should not be directly compared with 2019 and earlier. Nor should comparisons be made between schools. This is because schools may have been affected differently by Covid-19. However, for the purposes of monitoring school performance, 2018-2019 data is within this report.





*All 2022-2023 data within this report is provisional.

Please note that progress scores are provisional and have been calculated using a data analysis tool.





Reading (KS2)

	Progress Score	Expected Standard	Achieving Higher Standard	Achieving at expected +
2018-2019	-4.35	50%	18%	68%
2021-2022	-2.8	42%	12%	54%
2022-2023	+0.01 	45% 	21% 	66% 



Writing (KS2)

	Progress Score	Achieving Standard	Achieving Higher Standard	Achieving at expected +
2018-2019	-2.92	62%	13%	75%
2021-2022	-5.1	27%	1%	28%
2022-2023	-1.56 	39% 	4% 	43% 



Mathematics (KS2)

	Progress Score	Achieving Standard	Achieving Higher Standard	Achieving at expected +
2018-2019	-3.2	46%	28%	74%
2021-2022	-5.9	30%	2%	32%
2022-2023	-3.06 	34% 	8% 	42% 

Reading, Writing and Maths Combined

	Achieving Expected	Achieving Higher
2018-2019	61%	3%
2021-2022	19%	0%
2022-2023	33% 	1% 

Grammar, Spelling and Punctuation Test

	Achieving Standard	Achieving Higher Standard	Achieving expected +
2018-2019	38%	26%	64%
2021-2022	26%	8%	34%
2022-2023	41% 	11% 	52% 